

116S Series

Heavy Duty AGV-1 Spring Caster


Load
70 - 400 kg

- Caster fork is made of high tensile steel with harden raceway to provide long lasting service life and extreme high load capacity while maintaining low profile and overall height. It is suitable for application like AGV and robotic industry products. High quality spring design with excellent shock-absorbing capabilities keep machines carried by the caster stable while traveling across uneven surface.



» Features

» Wheel Options



Metal Thread Guard(optional)



ZQPU(Dual Wheels)



QPU










King Kong Wheel



Ball Bearing

» TOP PLATE SIZE AND BOLT HOLE SPACING

Suffix	Top Plate Size	Bolt Hole Spacing	Attaching Bolt Size
2", 2.5"	51 x 65 mm (2" x 2-9/16")	36 x 51.5 mm (1-13/32" x 2-1/32")	6 mm (1/4")
	51 x 84 mm (2" x 3-5/16")	37 x 70 mm (1-15/32" x 2-3/4")	6 mm (1/4")
	60 x 60 mm (2-3/8" x 2-3/8")	42.5 x 42.5 mm (1-11/16" x 1-11/16")	6 mm (1/4")
	60 x 90 mm (2-3/8" x 3-17/32")	44.5 x 73 mm (1-3/14" x 2-7/8")	8 mm (5/16")
3", 4"	85 x 110 mm (3-11/32" x 4-11/23")	60 x 80~86 mm (2-3/8" x 3-5/32"~3-3/8")	8 mm (5/16")

 Diameter×Width	 Load	 Material	 Item No.			 Bearing	 Overall Height	 Swivel radius
			Fixed	Swivel	Brake			
50mm x 20mm (41.5) (2" x 3/4")	70 kgs (154 lbs)	ZQPU(Dual Wheels)	1165-02-101-1	1165-02-101-2	-	Ball Bearing	78mm (3-5/64")	Swivel 55 mm
50mm x 40mm (2" x 1-9/16")	70 kgs (154 lbs)	QPU	1165-02-53-1	1165-02-53-2	-			
50mm x 45mm (2" x 1-13/16")	70 kgs (154 lbs)	King Kong Wheel	1165-02-100-1	1165-02-100-2	-			
62.5mm x 20mm (41.5) (2-1/2" x 3/4")	250 kgs (551 lbs)	ZQPU(Dual Wheels)	1165-52-101-1	1165-52-101-2	-	Ball Bearing	100mm (4")	Swivel 60 mm
62.5mm x 45mm (2-1/2" x 1-13/16")	250 kgs (551 lbs)	King Kong Wheel	1165-52-100-1	1165-52-100-2	-			
	200 kgs (440 lbs)	QPU	1165-52-80-1	1165-52-80-2	-			
75mm x 20mm (41.5) (3" x 3/4")	300 kgs (661 lbs)	ZQPU(Dual Wheels)	1165-03-101-1	1165-03-101-2	-	Ball Bearing	110mm (4-3/8")	Swivel 67.5 mm
75mm x 45mm (3" x 1-13/16")	300 kgs (661 lbs)	King Kong Wheel	1165-03-100-1	1165-03-100-2	-			
	250 kgs (551 lbs)	QPU	1165-03-80-1	1165-03-80-2	-			
75mm x 20mm (41.5) (3" x 3/4")	300 kgs (661 lbs)	ZQPU(Dual Wheels)	1165-03-101-1	1165-03-101-2	-	Ball Bearing	116mm (4-9/16")	Swivel 65 mm
75mm x 45mm (3" x 1-13/16")	300 kgs (661 lbs)	King Kong Wheel	1165-03-100-1	1165-03-100-2	-			
	250 kgs (551 lbs)	QPU	1165-03-80-1	1165-03-80-2	-			
100mm x 22mm (41.5) (4" x 7/8")	400 kgs (881 lbs)	ZQPU(Dual Wheels)	1165-04-101-1	1165-04-101-2	-	Ball Bearing	145mm (5-45/64")	Swivel 84 mm