

1113

Series

## Taper Bearing Fork Caster

- Swivel easily under heavy load; ideal for heavy-duty workshop trucks in automobile, glass, textile industries, etc.



### » Features



Tapered Bearing

The tapered bearing used in the horn provides strength to carry extra load, and absorb shock impact. Also, the tapered bearing is easy to be disassembled for maintenance or replacement purpose.

### » Wheel Options



PU on Cast



PU on Cast (Round Shape)



QPU



VQPU








NBR Rubber on Cast



Tapered Bearing

### » TOP PLATE SIZE AND BOLT HOLE SPACING

Suffix	Top Plate Size	Bolt Hole Spacing	Attaching Bolt Size
10 · 12"	145 x 175mm (5-7/10" x 6-7/8")	105 x 135mm (4-1/8" x 5-1/3")	12mm (1/2")

 Diameter×Width	 Load	 Material	 Item No.			 Bearing	 Overall Height	 Swivel radius
			Swivel	Fixed	Brake			
250mm x 62mm (10" x 2-7/16")	800 kgs (1760 lbs)	PU on Cast	1113-10-33-1	1113-10-33-2	1113-10-33-4	Tapered Bearing	335mm (13-3/16")	Swivel 192mm Swivel W/Center lock 192mm
	800 kgs (1760 lbs)	PU on Cast (Round Shape)	1113-10-42-1	1113-10-42-2	1113-10-42-4			
	1050 kgs (2310 lbs)	QPU (Round)	1113-10-80-1	1113-10-80-2	1113-10-80-4			
	1050 kgs (2310 lbs)	QPU (Flat)	1113-10-80-1	1113-10-80-2	1113-10-80-4			
	1500 kgs (3300 lbs)	VPU (Round)	1113-10-82-1	1113-10-82-2	1113-10-82-4			
	1500 kgs (3300 lbs)	VQPU (Round)	1113-10-83-1	1113-10-83-2	1113-10-83-4			
	1500 kgs (3300 lbs)	XPU on Iron Core (Round)	1113-10-91-1	1113-10-91-2	1113-10-91-4			
250mm x 63mm (10" x 2-1/2")	450 kgs (990 lbs)	NBR Rubber on Cast	1113-10-04-1	1113-10-04-2	1113-10-04-4			
250mm x 80mm (10" x 3-1/8")	2000 kgs (4400 lbs)	VPU (Flat)	1113-10-82-1	1113-10-82-2	1113-10-82-4			
	2000 kgs (4400 lbs)	VQPU (Flat)	1113-10-83-1	1113-10-83-2	1113-10-83-4			
	2000 kgs (4400 lbs)	XPU on Iron Core (Flat)	1113-10-91-1	1113-10-91-2	1113-10-91-4			
254mm x 71mm (10" x 2-13/16")	450 kgs (990 lbs)	NBR Rubber on Cast	1113-10-04-1	1113-10-04-2	1113-10-04-4	Tapered Bearing	386mm (15-3/16")	Swivel 240mm Swivel W/Center lock 240mm
300mm x 76mm (12" x 3")	550 kgs (1210 lbs)	NBR Rubber on Cast	1113-12-04-1	1113-12-04-2	1113-12-04-4			
	1800 kgs (3960 lbs)	VQPU (Round)	1113-12-83-1	1113-12-83-2	1113-12-83-4			
	2400 kgs (5280 lbs)	VQPU (Flat)	1113-12-83-1	1113-12-83-2	1113-12-83-4			
	1800 kgs (3960 lbs)	XPU on Iron Core (Round)	1113-12-91-1	1113-12-91-2	1113-12-91-4			
300mm x 90mm (12" x 3-9/16")	2400 kgs (5280 lbs)	XPU on Iron Core (Flat)	1113-12-91-1	1113-12-91-2	1113-12-91-4			
	600 kgs (1320 lbs)	NBR Rubber on Cast	1113-12-04-1	1113-12-04-2	1113-12-04-4			
	1800 kgs (3960 lbs)	PU on Cast	1113-12-33-1	1113-12-33-2	1113-12-33-4			
	1800 kgs (3960 lbs)	QPU (Flat)	1113-12-80-1	1113-12-80-2	1113-12-80-4			
305mm x 70mm (12" x 2-3/4")	2400 kgs (5280 lbs)	PU on Cast	1113-12-33-1	1113-12-33-2	1113-12-33-4			
	2400 kgs (5280 lbs)	QPU (Flat)	1113-12-80-1	1113-12-80-2	1113-12-80-4			
305mm x 95mm (12" x 3-3/4")	2400 kgs (5280 lbs)	PU on Cast	1113-12-33-1	1113-12-33-2	1113-12-33-4			
	2400 kgs (5280 lbs)	QPU (Flat)	1113-12-80-1	1113-12-80-2	1113-12-80-4			