

1152 Series Anti-Friction Caster (B Type)

- Heavy duty caster with less resistance to move the equipment more efficiently, safely and effortlessly. This product is designed to minimize the manual starting, rolling and swiveling forces required to move equipments while at the same time, it is also build to survive the harshest towing application throughout various industries. With patented thread guards and dust covers to prevent swivel failure caused by build-up of strings between the wheel and fork legs, as well as the dust in the wheel bearing. Suitable for towing application and indoor transfer of material of finished goods, such as automobile, glass, textile, tyre industries, etc.

Load
220-2500kg

Saving force
required
by 30%



» Features



Plastic Thread Guard(optional)



Metal Thread Guard(optional)



Swivel W/Center lock(AK Type)



Thread guard specially for textile industry(optional)

» Wheel Options

PU on Cast



Rubber on Cast



NBR Rubber on Cast



Nylon



WMRC



QPU



CPD



Cast Iron



Non-marking Rubber on Cast










PU on Cast (2050A/2050B)

















Ball Bearing

» TOP PLATE SIZE AND BOLT HOLE SPACING

Caster Size	Top Plate Size	Bolt Hole Spacing	Attaching Bolt Size
5" 6" 8"	110 x 140 mm (4-11/32" x 5-1/2")	75 x 110 mm (2-15/16" x 4-11/32")	12 mm (1/2")
	110 x 140 mm (4-11/32" x 5-1/2")	80 x 105 mm (3-5/32" x 4-1/8")	12 mm (1/2")
	130 x 130 mm (5-1/8" x 5-1/8")	105 x 105 mm (4-1/8" x 4-1/8")	9 mm (3/8")
	130 x 130 mm (5-1/8" x 5-1/8")	105 x 105 mm (4-1/8" x 4-1/8")	12 mm (1/2")
	130 x 165 mm (5-1/8" x 6-1/2")	100 x 130 mm (3-15/16" x 5-1/8")	12 mm (1/2")
	114 x 159 mm (4-1/2" x 6-1/4")	73.8 x 129.4 mm (2-29/32" x 5-3/32")	12 mm (1/2")
10"	130 x 167 mm (5-1/8" x 6-9/16")	85 x 140 mm (3-11/32" x 5-1/2")	12 mm (1/2")
12"	130 x 167 mm (5-1/8" x 6-9/16")	85 x 140 mm (3-11/32" x 5-1/2")	12 mm (1/2")

 Diameter×Width	 Load	 Material	 Item No.			 Bearing	 Overall Height	 Swivel radius
			Fixed	Swivel	Brake			
125mm x 40mm (5" x 1-9/16")	340 kgs (750 lbs)	PU on Cast	1152-05-33-1	1152-05-33-2	1152-05-33-4	Ball Bearing	170mm (6-11/16")	Swivel 107mm Swivel W/AK Lock Brake 158mm
	220 kgs (485 lbs)	Rubber on Cast	1152-05-03-1	1152-05-03-2	1152-05-03-4			
	300 kgs (660 lbs)	Nylon	1152-05-07-1	1152-05-07-2	1152-05-07-4			
	300 kgs (660 lbs)	PU on AL Core (Round)	1152-05-108-1	1152-05-108-2	1152-05-108-4			
	350 kgs (770 lbs)	QPU on AL Core (Round)	1152-05-87-1	1152-05-87-2	1152-05-87-4			
	250 kgs (550 lbs)	NBR Rubber on Cast	1152-05-04-1	1152-05-04-2	1152-05-04-4			
	250 kgs (550 lbs)	CPD	1152-05-49-1	1152-05-49-2	1152-05-49-4			
	250 kgs (550 lbs)	Non-marking Rubber on Cast	1152-05-11-1	1152-05-11-2	1152-05-11-4			
	250 kgs (550 lbs)	Non-marking NBR Rubber on Cast	1152-05-90-1	1152-05-90-2	1152-05-90-4			
	300 kgs (660 lbs)	Recilent rubber on AL Core	1152-05-89-1	1152-05-89-2	1152-05-89-4			
	450 kgs (990 lbs)	QPU (Round)	1152-05-80-1	1152-05-80-2	1152-05-80-4			
	500 kgs (1100 lbs)	QPU (Flat)	1152-05-80-1	1152-05-80-2	1152-05-80-4			
	340 kgs (750 lbs)	EPU (Round Shape)	1152-05-78-1	1152-05-78-2	1152-05-78-4			
	390 kgs (860 lbs)	EPU (Flat Shape)	1152-05-78-1	1152-05-78-2	1152-05-78-4			
	450 kgs (990 lbs)	EQPU (Round Shape)	1152-05-81-1	1152-05-81-2	1152-05-81-4			
	500 kgs (1100 lbs)	EQPU (Flat Shape)	1152-05-81-1	1152-05-81-2	1152-05-81-4			
125mm x 50mm (5" x 2")	400 kgs (880 lbs)	PU on AL Core (Flat)	1152-05-108-1	1152-05-108-2	1152-05-108-4	Ball Bearing	191mm (7-17/32")	Swivel 111mm
	450 kgs (990 lbs)	QPU on AL Core (Flat)	1152-05-87-1	1152-05-87-2	1152-05-87-4			
	420 kgs (920 lbs)	QPU (Flat)	1152-05-80-1	1152-05-80-2	1152-05-80-4			
	500 kgs (1100 lbs)	EQPU (Round)	1152-05-81-1	1152-05-81-2	1152-05-81-4			
	500 kgs (1100 lbs)	EPU (Round)	1152-05-78-1	1152-05-78-2	1152-05-78-4			
125mm x 51mm (5" x 2")	450 kgs (990 lbs)	ZQPU (Dual Wheels)	1152-05-101-1	1152-05-101-2	1152-05-101-4	Ball Bearing	191mm (7-17/32")	Swivel 111mm
138mm x 36.5mm (5-7/16" x 1-7/16")	700 kgs (1540 lbs)	Cast Iron	1152-06-14-1	1152-06-14-2	—	Ball Bearing	191mm (7-17/32")	Swivel 111mm
150mm x 40mm (6" x 1-9/16")	350 kgs (770 lbs)	NBR Rubber on Cast	1152-06-04-1	1152-06-04-2	1152-06-04-4	Ball Bearing	197mm (7-3/4")	Swivel 119mm Swivel W/AK Lock Brake 160mm
	400 kgs (880 lbs)	Nylon	1152-06-07-1	1152-06-07-2	1152-06-07-4			
	350 kgs (770 lbs)	CPD	1152-06-49-1	1152-06-49-2	1152-06-49-4			
	300 kgs (660 lbs)	Non-marking Rubber on Cast	1152-06-11-1	1152-06-11-2	1152-06-11-4			
	300 kgs (660 lbs)	Non-marking NBR Rubber on Cast	1152-06-90-1	1152-06-90-2	1152-06-90-4			
	350 kgs (770 lbs)	Recilent rubber on AL Core	1152-06-89-1	1152-06-89-2	1152-06-89-4			
	400 kgs (880 lbs)	WMRC	1152-06-45-1	1152-06-45-2	1152-06-45-4			

 Diameter×Width	 Load	 Material	 Item No.			 Bearing	 Overall Height	 Swivel radius
			Fixed	Swivel	Brake			
150mm x 42mm (6"x1-5/8")	410 kgs (900 lbs)	PU on Cast	1152-06-33-1	1152-06-33-2	1152-06-33-4	Ball Bearing	197mm (7-3/4")	Swivel 119mm Swivel W/AK Lock Brake 160mm
	400 kgs (880 lbs)	PU on AL Core (Round)	1152-06-108-1	1152-06-108-2	1152-06-108-4			
	450 kgs (990 lbs)	QPU on AL Core (Round)	1152-06-87-1	1152-06-87-2	1152-06-87-4			
	550 kgs (1200 lbs)	QPU (Round)	1152-06-80-1	1152-06-80-2	1152-06-80-4			
	600 kgs (1320 lbs)	QPU(Flat)	1152-06-80-1	1152-06-80-2	1152-06-80-4			
	500 kgs (1100 lbs)	VPU (Round)	1152-06-82-1	1152-06-82-2	1152-06-82-4			
	670 kgs (1475 lbs)	VQPU (Round Shape)	1152-06-83-1	1152-06-83-2	1152-06-83-4			
	800 kgs (1760 lbs)	XPU on Iron Core (Round)	1152-06-91-1	1152-06-91-2	1152-06-91-4			
	410 kgs (900 lbs)	EPU (Round)	1152-06-78-1	1152-06-78-2	1152-06-78-4			
	460 kgs (1010 lbs)	EPU (Flat)	1152-06-78-1	1152-06-78-2	1152-06-78-4			
	550 kgs (1200 lbs)	EQPU (Round)	1152-06-81-1	1152-06-81-2	1152-06-81-4			
	600 kgs (1320 lbs)	EQPU (Flat)	1152-06-81-1	1152-06-81-2	1152-06-81-4			
150mm x 45.5mm (6"x1-13/16")	260 kgs (570 lbs)	Rubber on Cast	1152-06-03-1	1152-06-03-2	1152-06-03-4			
150mm x 50mm (6" x 2")	450 kgs (990 lbs)	PU on AL Core (Flat)	1152-06(50)-108-1	1152-06(50)-108-2	1152-06(50)-108-4	Ball Bearing	238mm (9-3/8")	Swivel 154mm Swivel W/AK Lock Brake 179mm
	500 kgs (1100 lbs)	QPU on AL Core (Flat)	1152-06(50)-87-1	1152-06(50)-87-2	1152-06(50)-87-4			
	525 kgs (1155 lbs)	QPU(Flat)	1152-06(50)-80-1	1152-06(50)-80-2	1152-06(50)-80-4			
	600 kgs (1320 lbs)	EPU (Round)	1152-06(50)-78-1	1152-06(50)-78-2	1152-06(50)-78-4			
	600 kgs (1320 lbs)	EQPU (Round)	1152-06(50)-81-1	1152-06(50)-81-2	1152-06(50)-81-4			
150mm x 51mm	550 kgs (1210 lbs)	ZQPU (Dual Wheels)	1152-06-101-1	1152-06-101-2	1152-06-101-4			
180mm x 44mm (7" x 1-3/4")	450 kgs (990 lbs)	PU on AL Core (Round)	1152-07-108-1	1152-07-108-2	1152-07-108-4	Ball Bearing	244.5mm (9-5/8")	Swivel 159mm
	600 kgs (1320 lbs)	QPU on AL Core (Round)	1152-07-87-1	1152-07-87-2	1152-07-87-4			
180mm x 50mm (7" x 2")	450 kgs (990 lbs)	PU on Cast	1152-07-33-1	1152-07-33-2	1152-07-33-4			
	600 kgs (1320 lbs)	QPU(Round)	1152-07-80-1	1152-07-80-2	1152-07-80-4			
	650 kgs (1430 lbs)	VPU (Round)	1152-07-82-1	1152-07-82-2	1152-07-82-4			
	650 kgs (1430 lbs)	XPU on Iron Core (Round)	1152-07-91-1	1152-07-91-2	1152-07-91-4			
	650 kgs (1430 lbs)	VQPU (Round Shape)	1152-07-83-1	1152-07-83-2	1152-07-83-4			
193mm x 46mm (7-3/5"x1-13/16")	300 kgs (660 lbs)	Rubber on Cast	1152-08-03-1	1152-08-03-2	—	Ball Bearing	244.5mm (9-5/8")	Swivel 159mm
200mm x 44mm (8"x1-3/4")	350 kgs (770 lbs)	NBR Rubber on Cast	1152-08-04-1	1152-08-04-2	1152-08-04-4	Ball Bearing	248mm (9-3/4")	Swivel 164mm Swivel W/AK Lock Brake 184mm
	350 kgs (770 lbs)	Non-marking Rubber on Cast	1152-08-11-1	1152-08-11-2	1152-08-11-4			
	350 kgs (770 lbs)	Non-marking NBR Rubber on Cast	1152-08-90-1	1152-08-90-2	1152-08-90-4			
	400 kgs (880 lbs)	Recilent rubber on AL Core	1152-08-89-1	1152-08-89-2	1152-08-89-4			
200mm x 45.5mm (8"x1-13/16")	550 kgs (1200 lbs)	Cast Iron	1152-08-14-1	1152-08-14-2	1152-08-14-4			

 Diameter×Width	 Load	 Material	 Item No.			 Bearing	 Overall Height	 Swivel radius
			Fixed	Swivel	Brake			
200mm x 50mm (8" x 2")	450 kgs (990 lbs)	PU on Cast	1152-08-33-1	1152-08-33-2	1152-08-33-4	Ball Bearing	248mm (9-3/4")	Swivel 164mm Swivel W/AK Lock Brake 184mm
	450 kgs (990 lbs)	Nylon	1152-08-07-1	1152-08-07-2	1152-08-07-4			
	750 kgs (1650 lbs)	PU on Cast (2050A/2050B)	1152-08-62-1	1152-08-62-2	1152-08-62-4			
	400 kgs (880 lbs)	CPD	1152-08-49-1	1152-08-49-2	1152-08-49-4			
	450 kgs (990 lbs)	WMRC	1152-08-45-1	1152-08-45-2	1152-08-45-4			
	500 kgs (1100 lbs)	PU on AL Core (Round)	1152-08-108-1	1152-08-108-2	1152-08-108-4			
	550 kgs (1200 lbs)	PU on AL Core (Flat)	1152-08-108-1	1152-08-108-2	1152-08-108-4			
	650 kgs (1430 lbs)	QPU on AL Core (Round)	1152-08-87-1	1152-08-87-2	1152-08-87-4			
	700 kgs (1540 lbs)	QPU on AL Core (Flat)	1152-08-87-1	1152-08-87-2	1152-08-87-4			
	670 kgs (1475 lbs)	QPU (Round)	1152-08-80-1	1152-08-80-2	1152-08-80-4			
	720 kgs (1580 lbs)	QPU (Flat)	1152-08-80-1	1152-08-80-2	1152-08-80-4			
	670 kgs (1475 lbs)	VPU (Round)	1152-08-82-1	1152-08-82-2	1152-08-82-4			
	800 kgs (1760 lbs)	VQPU (Round)	1152-08-83-1	1152-08-83-2	1152-08-83-4			
	1100 kgs (2420 lbs)	XPU on Iron Core (Round)	1152-08-91-1	1152-08-91-2	1152-08-91-4			
	650 kgs (1430 lbs)	EPU (Round Shape)	1152-08-78-1	1152-08-78-2	1152-08-78-4			
	700 kgs (1540 lbs)	EPU (Flat Shape)	1152-08-78-1	1152-08-78-2	1152-08-78-4			
	750 kgs (1650 lbs)	EQPU (Round Shape)	1152-08-81-1	1152-08-81-2	1152-08-81-4			
	800 kgs (1760 lbs)	EQPU (Flat Shape)	1152-08-81-1	1152-08-81-2	1152-08-81-4			
200mm x 51mm (8" x 2")	650 kgs (1430 lbs)	ZQPU (Dual Wheels)	1152-08-101-1	1152-08-101-2	1152-08-101-4			
250mm x 50mm (10" x 2")	400 kgs (880 lbs)	NBR Rubber on Cast	1152-10-04-1	1152-10-04-2	1152-10-04-4	Ball Bearing	305mm (12")	Swivel 193 mm Swivel W/AK Lock Brake 205mm
	400 kgs (880 lbs)	Non-marking Rubber on Cast	1152-10-11-1	1152-10-11-2	1152-10-11-4			
	600 kgs (1320 lbs)	PU on Cast	1152-10-33-1	1152-10-33-2	1152-10-33-4			
	800 kgs (1760 lbs)	Nylon	1152-10-07-1	1152-10-07-2	1152-10-07-4			
250mm x 62mm (10"x2-7/16")	400 kgs (880 lbs)	NBR Rubber on Cast	1152-10(62)-04-1	1152-10(62)-04-2	1152-10(62)-04-4			
	400 kgs (880 lbs)	Non-marking Rubber on Cast	1152-10(62)-11-1	1152-10(62)-11-2	1152-10(62)-11-4			
	600 kgs (1320 lbs)	PU on Cast	1152-10-33-1	1152-10-33-2	1152-10-33-4			
	400 kgs (880 lbs)	Non-marking NBR Rubber on Cast	1152-10-90-1	1152-10-90-2	1152-10-90-4			
	900 kgs (1980 lbs)	QPU (Round)	1152-10-80-1	1152-10-80-2	1152-10-80-4			
	900 kgs (1980 lbs)	QPU (Flat)	1152-10-80-1	1152-10-80-2	1152-10-80-4			
	1000 kgs (2200 lbs)	VPU (Round)	1152-10-82-1	1152-10-82-2	1152-10-82-4			
	1200 kgs (2640 lbs)	VQPU (Round)	1152-10-83-1	1152-10-83-2	1152-10-83-4			
	1500 kgs (3300 lbs)	XPU on Iron Core	1152-10-91-1	1152-10-91-2	1152-10-91-4			